Paladin Transducers 250 Series Class 0.5

An extensive range of transducers providing measurement, isolation and conversion of electrical parameters into industry standard DC output signals. The range offers protection against high voltage and overload, and resistance to vibration in harsh electrical environments. The transducer range also offers multiple analogue outputs in a single housing and individual measurement of most electrical parameters.

Advantages
- Convert high voltage signals to a low voltage DC output
- Limit voltage levels to the attached equipment and minimise the possibility of overloads or transients being passed on
- Provide a signal that can be transmitted from the measuring location to a remote point

Safety
Crompton transducers and transmitters are designed for use in harsh electrical environments and feature:
- High protection against overload - 20 x rated current for 1 second
- High degree of mechanical shock and vibration resistance
- Protection against high voltage
- Inputs, outputs and power supply are galvanically isolated (excluding resistance transmitters)

Ordering Information
When ordering please specify:
1. Product catalogue number
2. Current and/or voltage
3. Frequency
4. Auxiliary voltage AC or DC

Measured Parameters
AC current and voltage
Frequency

Approvals
cULus Approved File Number E203000 or cRUus Approved File Number E203000 or CE Approved (Approvals vary by Transducer- See individual Product Listings on pages attached for exact approvals)

Features
- Measurement of most electrical parameters
- Conversion to standard DC output signals
- Outputs suitable for indication, PLCs
- High accuracy

- Exceptional waveforms handling
- Zero and span adjustments

- Flame retardant cases
- Screw clamp terminals
- DIN-rail mounting

Benefits
- Cost savings remote metering
- Reduction of signal levels for ease of metering
- Isolated output for safety
- Protection against high voltage and overload

Applications
- Switchgear motor control centres, generating sets, energy management and building management systems

253 Paladin Transducers, Class 0.5
The workhorse of the industry, thoroughly proven and installed in thousands of locations across the world. This range offers a very wide range of functions to complement the 256 Paladin range of power transducers. Functions include Voltage, current, frequency, tap position and resistance.

Specifications Page 1-2
AC Current Average Sensing - Auxiliary Powered Page 3
AC Current Average Sensing - Self Powered Page 3
True RMS Current – Auxiliary Powered Page 3
AC Voltage Average Sensing - Auxiliary Powered Page 4
AC Voltage Average Sensing - Self Powered Page 4
True RMS Voltage – Auxiliary Powered Page 4
Frequency Sensing - Self Powered Page 5

Dimensions - Page 9
Connection Diagrams - Page 10-13
Part Numbers - Page 14-19

Crompton Technology Inc,7538 Bath Rd,Mississauga,ON,L4T 1L2,T:905-671-2304,F:905-671-3661,info@cromptoncanada.com, www.cromptoncanada.com

General Specifications

	Class 0.5 range
Performance:	Designed to comply with BS6253 part 1, EN60688, IEC688, AS1384 and ANSI. C37
Temperature range:	Storage -20°C to +70°C operating 0°C to +60°C calibrated at 23°C
Temperature coefficient:	0.03%/per °C typical
Humidity range:	Up to 95% RH
Zero adjustment:	±2% minimum (except TAA & TVA)
Span adjustment:	±10% minimum
Accuracy class:	0.5 unless otherwise specified
Accuracy range:	0 to 120% (except self powered)
Stability:	+0.25% per annum typical (reducing with time)
Response time:	<400 ms from 0 to 99% of rated output, 250ms to 90%
DC outputs (varies by model bipolar for some models):	0/1mA into 0-10kΩ 0/5mA into 0-2kΩ 0/10mA into 0-1kΩ 0/20mA into 0-500Ω 4/20mA into 0-500Ω 0/5V 1k ohm minimum load 0/10V 1K ohm minimum load
Current output protection:	Fully protected against open and short circuited output
Voltage output protection:	Fully protected against open circuit output
Maximum output:	24V DC when open circuit
Output ripple:	<0.5% of full rated output
Continuous overload capacity:	2 x rated current continuous 1.25 x rated voltage continuous
Short duration overload capacity:	20 x rated current for 1 second 1.5 x rated voltage for 10 seconds
Input burden:	AC <2 VA
Auxiliary burden:	<2 VA AC <3.5 W DC auxiliary voltage variation
Auxiliary permissible variation:	AC ±20%, DC ±15% including ripple, except wide range auxiliary A2: 12-48V DC, +25%, -15% (10.2V absolute minimum to 60V absolute maximum) A5: 100 to 250V AC ±15% 85V AC absolute minimum to 287V AC absolute maximum, 100V DC to 250V DC +25%, -15% (85V DC absolute minimum to 312V DC absolute maximum)
Safety:	To IEC1010 with terminal cover, basic insulation category
Flammability:	Flame retardant enclosure to UL90-V0 (terminal cover UL90-V2)
Isolation:	Input/output/supply/case
Interference:	In accordance with IEC 61326
Input impedance: (DC I/P)	DC 1000 ohms/volt as standard 10k ohms/volt available on request

Crompton Technology Inc,7538 Bath Rd,Mississauga,ON,L4T 1L2,T:905-671-2304,F:905-671-3661,info@cromptoncanada.com, www.cromptoncanada.com

Current Transducers



AC Current Average Sensing - Auxiliary Powered

Single -phase models offering current measurement down to zero input. Average sensing and calibrated to indicate the RMS value of a sine wave with up to 1% distortion. Input, output and auxiliary are isolated.

Model	Accuracy	Function	Connection diagram
253-TAL	Class 0.5	AC current average sensing, 75mm(3") case	6

Approvals: cULus Approved File Number E203000

Specifications

Input:	1A, 5A or 10A AC **(SELECT ONE)**
Output:	0/1mA, 0/5mA, 0/10mA, 0/20mA or 4/20mA DC 0/1V, 0/5V or 0/10V DC **(SELECT ONE)**
Current:	1 or 5A AC **(SELECT ONE)**
Frequency:	50Hz, 60Hz **(SELECT ONE)**
Auxiliary*:	100-250 V AC/DC or 12-48 V DC **(SELECT ONE)**

SEE ATTACHED PAGE 14 AND ON FOR PART NUMBERS



AC Current Average Sensing - Self Powered

Average sensing and calibrated to indicate the RMS value of a sine wave with less than 1% distortion. Internal power is derived from the input signal and will maintain accuracy to 20% of full scale or less. Input and output are isolated.

Model	Accuracy	Function	Connection diagram
253-TAA	Class 0.5	AC current average sensing, 75mm(3") case	1

Approvals: cULus Approved File Number E203000

Specifications

Input:	1A, 5A or 10A AC **(SELECT ONE)**
Output:	0/1mA, 0/5mA, 0/10mA or 0/20mA DC 0/1V, 0/5V or 0/10V DC **(SELECT ONE)**
Current:	1 or 5A AC **(SELECT ONE)**
Frequency:	50Hz, 60Hz **(SELECT ONE)**

SEE ATTACHED PAGE 14 AND ON FOR PART NUMBERS



True RMS Current – Auxiliary Powered

Single -phase models offering current measurement down to zero input. True RMS measurement of the input current, measuring non standard and distorted waveforms. Calibrated for sine waves with up to 30% of 3rd harmonic distortion. Isolation is provided between input, output and auxiliary.

Model	Accuracy	Function	Connection diagram
253-TAR	Class 0.5	AC current RMS sensing, 75mm(3") case	6

Approvals: cULus Approved File Number E203000

Specifications

Input:	1A, 5A or 10A AC **(SELECT ONE)**
Output:	0/1mA, 0/5mA, 0/10mA, 0/20mA or 4/20mA DC 0/1V, 0/5V or 0/10V DC **(SELECT ONE)**
Current:	1 or 5A AC **(SELECT ONE)**
Frequency:	50Hz, 60Hz **(SELECT ONE)**
Auxiliary*:	100-250 V AC/DC or 12-48 V DC **(SELECT ONE)**

SEE ATTACHED PAGE 14 AND ON FOR PART NUMBERS

Crompton Technology Inc,7538 Bath Rd,Mississauga,ON,L4T 1L2,T:905-671-2304,F:905-671-3661,info@cromptoncanada.com, www.cromptoncanada.com

Voltage Transducers

AC Voltage Average Sensing - Auxiliary Powered

Single -phase models offering voltage measurement down to zero input. Average sensing and calibrated to indicate the RMS value of a sine wave with up to 1% distortion. Input, output and auxiliary are isolated.

Model	Accuracy	Function	Connection diagram
253-TVL	Class 0.5	AC voltage average sensing, 75mm(3") case	15

Approvals: cULus Approved File Number E203000

Specifications

Input*:	63.5V, 100V, 110V, 120V, 150V, 220V, 230V, 240V, 300V, 380V, 400V, 415V, 440V, 480V **(SELECT ONE)**
Output:	0/1mA, 0/5mA, 0/10mA, 0/20mA or 4/20mA DC 0/1V, 0/5V or 0/10V DC **(SELECT ONE)**
Frequency:	50Hz, 60Hz **(SELECT ONE)**
Auxiliary*:	**24V DC, 125V DC, 120V ac (SELECT ONE)**

SEE ATTACHED PAGE 14 AND ON FOR PART NUMBERS

AC Voltage Average Sensing - Self Powered

Average sensing and calibrated to indicate the RMS value of a sine wave with less than 1% distortion. Internal power is derived from the input signal and will maintain accuracy down to 20% of full scale. Input and output are isolated.



Model	Accuracy	Function	Connection diagram
253-TVA	Class 0.5	AC voltage average sensing, 75mm(3") case	10

Approvals: cULus Approved File Number E203000

Specifications

Input:	63.5V, 100V, 110V, 120V, 150V, 220V, 230V, 240V, 300V, 380V, 400V, 415V, 440V, 480V **(SELECT ONE)**
Output:	0/1mA, 0/5mA, 0/10mA or 0/20mA DC 0/1V, 0/5V or 0/10V DC **(SELECT ONE)**
Frequency:	50Hz, 60Hz **(SELECT ONE)**

SEE ATTACHED PAGE 14 AND ON FOR PART NUMBERS

True RMS Voltage – Auxiliary Powered

Single -phase models offering voltage measurement down to zero input. True RMS measurement of the input voltage, measuring non standard and distorted waveforms. Calibrated for sine waves with up to 30% of 3rd harmonic distortion. Isolation is provided between input, output and auxiliary.

Model	Accuracy	Function	Connection diagram
253-TVR	Class 0.5	AC voltage RMS sensing, 75mm(3") case	15

Approvals: cULus Approved File Number E203000

Specifications

Input*:	63.5V, 100V, 110V, 120V, 150V, 220V, 230V, 240V, 300V, 380V, 400V, 415V, 440V, 480V **(SELECT ONE)**
Output:	0/1mA, 0/5mA, 0/10mA, 0/20mA or 4/20mA DC 0/1V, 0/5V or 0/10V DC **(SELECT ONE)**
Frequency:	50Hz, 60Hz **(SELECT ONE)**
Auxiliary*:	**24V DC, 125V DC, 120V ac (SELECT ONE)**

SEE ATTACHED PAGE 14 AND ON FOR PART NUMBERS



Frequency Transducers

Frequency Sensing - Self Powered

Provides a DC output which is directly proportional to input frequency. Internal power is derived from the input signal and will maintain accuracy between 80% and 120% or better of nominal input voltage. Input and output are isolated.

Model	Accuracy	Function	Connection diagram
253-THZ	Class 0.5	Frequency sensing, 75mm(3") case	10

Approvals: cULus Approved File Number E203000

Specifications

Input:	63.5V, 100V, 110V, 120V, 139V, 208V, 220V, 240V, 250V, 277V, 380V, 400V, 415V, 440V, & 480V AC **(SELECT ONE)**
Output:	0/1mA, 0/5mA, 0/10mA or 0/20mA DC 0/1V, 0/5V or 0/10V DC **(SELECT ONE)**
Frequency:	45/55Hz, 55/65Hz, 45/65Hz & 360/440Hz **(SELECT ONE)**

SEE ATTACHED PAGE 14 AND ON FOR PART NUMBERS

Crompton Technology Inc,7538 Bath Rd,Mississauga,ON,L4T 1L2,T:905-671-2304,F:905-671-3661,info@cromptoncanada.com, www.cromptoncanada.com

Paladin Transducers 250 Series

DIMENSIONS

Model 253

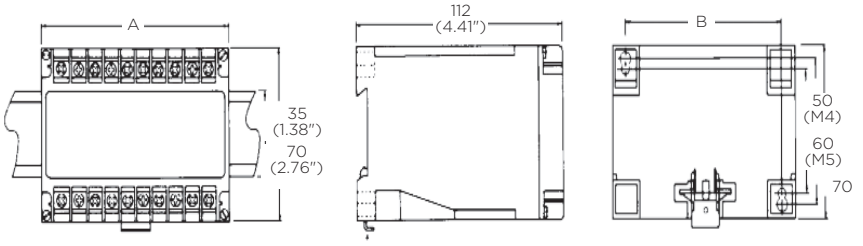

RELEASE CLIP

REAR VIEW SHOWING PANEL MOUNTING HOLES

Model	A mm	A inches	B mm	B inches
253	75	2.96	60	2.36

Crompton Technology Inc,7538 Bath Rd,Mississauga,ON,L4T 1L2,T:905-671-2304,F:905-671-3661,info@cromptoncanada.com, www.cromptoncanada.com

CONNECTION DIAGRAMS

253-TAA, Single Phase Current, Self Powered, DIAGRAM 1

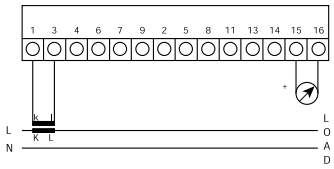

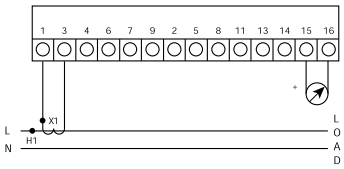

253-TAL/TAR, Single Phase Current, DIAGRAM 6

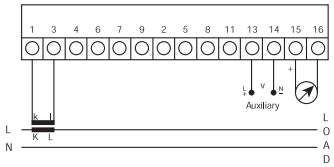

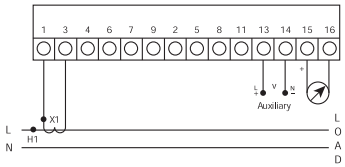

253-TVA, Single Phase Voltage Self Powered, and 253-THZ, Frequency, DIAGRAM 10

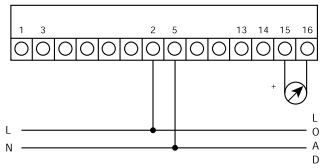

253-TVL,TVR, Single phase Voltage , DIAGRAM 15

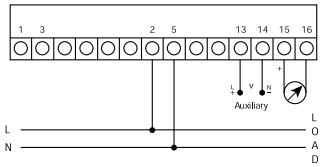

Crompton Technology Inc,7538 Bath Rd,Mississauga,ON,L4T 1L2,T:905-671-2304,F:905-671-3661,info@cromptoncanada.com, www.cromptoncanada.com

Notes on connection diagrams

1. When using more than one item via a current transformer, inputs must be in series.
2. Auxiliary supply applies only if ordered. For maximum performance an AC or DC auxiliary is recommended. Self powering is achievable for a voltage variation of less than 20%.

4. Where more than one output is provided there is no isolation between outputs. User may require a signal isolator

Crompton Technology Inc,7538 Bath Rd,Mississauga,ON,L4T 1L2,T:905-671-2304,F:905-671-3661,info@cromptoncanada.com, www.cromptoncanada.com

Current Transducers

AC Current Average Sensing - Auxiliary Powered

ACCURACY	FUNCTION	INPUT	OUTPUT	FREQ	AUXILIARY	PART NUMBER
Class 0.5	AC current average sensing	0-1 A AC	4-20 MA DC	50 HZ	100-250 V AC/DC	253-TALU-LAHG-C5-A5
Class 0.5	AC current average sensing	0-1 A AC	4-20 MA DC	60 HZ	12-48 V DC	253-TALU-LAHG-C6-A2
Class 0.5	AC current average sensing	0-1 A AC	4-20 MA DC	60 HZ	100-250 V AC/DC	253-TALU-LAHG-C6-A5
Class 0.5	AC current average sensing	0-5 A AC	0-1 MA DC	60 HZ	100-250 V AC/DC	253-TALU-LSFA-C6-A5
Class 0.5	AC current average sensing	0-5 A AC	0-20 MA DC	60 HZ	12-48 V DC	253-TALU-LSHF-C6-A2
Class 0.5	AC current average sensing	0-5 A AC	0-20 MA DC	60 HZ	100-250 V AC/DC	253-TALU-LSHF-C6-A5
Class 0.5	AC current average sensing	0-5 A AC	4-20 MA DC	60 HZ	100-250 V AC/DC	253-TALU-LSHG-C6-A5
Class 0.5	AC current average sensing	0-5 A AC	0-5 V DC	60 HZ	100-250 V AC/DC	253-TALU-LSLR-C6-A5
Class 0.5	AC current average sensing	0-5 A AC	0-10 V DC	60 HZ	12-48 V DC	253-TALU-LSMS-C6-A2
Class 0.5	AC current average sensing	0-5 A AC	0-10 V DC	60 HZ	100-250 V AC/DC	253-TALU-LSMS-C6-A5
Class 0.5	AC current average sensing	0-10 A AC	4-20 MA DC	60 HZ	100-250 V AC/DC	253-TALU-MTHG-C6-A5

****

Current Transducers

AC Current Average Sensing - Self Powered

ACCURACY	FUNCTION	INPUT	OUTPUT	FREQ	PART NUMBER
Class 0.5	AC current average sensing	0-1 A AC	0-1 MA DC	60 HZ	253-TAAU-LAFA-C6
Class 0.5	AC current average sensing	0-1 A AC	0-20 MA DC	60 HZ	253-TAAU-LAHF-C6
Class 0.5	AC current average sensing	0-5 A AC	0-1 MA DC	60 HZ	253-TAAU-LSFA-C6
Class 0.5	AC current average sensing	0-5 A AC	0-20 MA DC	60 HZ	253-TAAU-LSHF-C6

Current Transducers

True RMS Current – Auxiliary Powered

ACCURACY	FUNCTION	INPUT	OUTPUT	FREQ	AUXILIARY	PART NUMBER
Class 0.5	AC current average sensing	0-5 A AC	4-20 MA DC	60 HZ	12-48 V DC	253-TARU-LSHG-C6-A2
Class 0.5	AC current average sensing	0-5 A AC	4-20 MA DC	60 HZ	100-250 V AC/DC	253-TARU-LSHG-C6-A5
Class 0.5	AC current average sensing	0-5 A AC	0-10 V DC	50 HZ	100-250 V AC/DC	253-TARU-LSMS-C5-A5
Class 0.5	AC current average sensing	0-5 A AC	0-10 V DC	60 HZ	12-48 V DC	253-TARU-LSMS-C6-A2
Class 0.5	AC current average sensing	0-5 A AC	0-10 V DC	60 HZ	100-250 V AC/DC	253-TARU-LSMS-C6-A5
Class 0.5	AC current average sensing	0-10 A AC	0-10 V DC	60 HZ	100-250 V AC/DC	253-TARU-MTMS-C6-A5

Voltage Transducers

AC Voltage Average Sensing - Auxiliary Powered

ACCURACY	FUNCTION	INPUT	OUTPUT	FREQ	AUXILIARY	PART NUMBER
Class 0.5	AC voltage average sensing	0-100 V AC	4-20 MA DC	60 HZ	100-250 V AC/DC	253-TVLU-PKHG-C6-A5
Class 0.5	AC voltage average sensing	0-110 V AC	4-20 MA DC	50 HZ	100-250 V AC/DC	253-TVLU-PMHG-C5-A5
Class 0.5	AC voltage average sensing	0-120 V AC	0-1 MA DC	60 HZ	100-250 V AC/DC	253-TVLU-PQFA-C6-A5
Class 0.5	AC voltage average sensing	0-120 V AC	4--20 MA DC	60 HZ	12-48 V DC	253-TVLU-PQHG-C6-A2

Class 0.5	AC voltage average sensing	0-120 V AC	4--20 MA DC	60 HZ	100-250 V AC/DC	253-TVLU-PQHG-C6-A5
Class 0.5	AC voltage average sensing	0-120 V AC	0-5 V DC	60 HZ	12-48 V DC	253-TVLU-PQLR-C6-A2
Class 0.5	AC voltage average sensing	0-120 V AC	0-10 V DC	60 HZ	100-250 V AC/DC	253-TVLU-PQMS-C6-A5
Class 0.5	AC voltage average sensing	0-150 V AC	0-1 MA DC	60 HZ	100-250 V AC/DC	253-TVLU-PZFA-C6-A5
Class 0.5	AC voltage average sensing	0-150 V AC	0-20 MA DC	60 HZ	100-250 V AC/DC	253-TVLU-PZHF-C6-A5
Class 0.5	AC voltage average sensing	0-150 V AC	4-20 MA DC	50 HZ	12-48 V DC	253-TVLU-PZHG-C5-A2
Class 0.5	AC voltage average sensing	0-150 V AC	4-20 MA DC	50 HZ	100-250 V AC/DC	253-TVLU-PZHG-C5-A5
Class 0.5	AC voltage average sensing	0-150 V AC	4-20 MA DC	60 HZ	12-48 V DC	253-TVLU-PZHG-C6-A2
Class 0.5	AC voltage average sensing	0-150 V AC	4-20 MA DC	60 HZ	100-250 V AC/DC	253-TVLU-PZHG-C6-A5
Class 0.5	AC voltage average sensing	0-208 V AC	4-20 MA DC	60 HZ	100-250 V AC/DC	253-TVLU-RMHG-C6-A5
Class 0.5	AC voltage average sensing	0-240 V AC	0-20 MA DC	60 HZ	100-250 V AC/DC	253-TVLU-RRHF-C6-A5
Class 0.5	AC voltage average sensing	0-240 V AC	4-20 MA DC	60 HZ	100-250 V AC/DC	253-TVLU-RRHG-C6-A5
Class 0.5	AC voltage average sensing	0-250 V AC	4-20 MA DC	60 HZ	100-250 V AC/DC	253-TVLU-RSHG-C6-A5
Class 0.5	AC voltage average sensing	0-480 V AC	4-20 MA DC	60 HZ	12-48 V DC	253-TVLU-SEHG-C6-A2
Class 0.5	AC voltage average sensing	0-480 V AC	4-20 MA DC	60 HZ	100-250 V AC/DC	253-TVLU-SEHG-C6-A5

****

Voltage Transducers

AC Voltage Average Sensing - Self Powered

ACCURACY	FUNCTION	INPUT	OUTPUT	FREQ	PART NUMBER
Class 0.5	AC voltage average sensing	0-120 V AC	0-1 MA DC	60 HZ	253-TVAU-PQFA-C6
Class 0.5	AC voltage average sensing	0-120 V AC	0-10 MA DC	60 HZ	253-TVAU-PQGZ-C6
Class 0.5	AC voltage average sensing	0-120 V AC	0-20 MA DC	60 HZ	253-TVAU-PQHF-C6
Class 0.5	AC voltage average sensing	0-150 V AC	0-1 MA DC	60 HZ	253-TVAU-PZFA-C6
Class 0.5	AC voltage average sensing	0-150 V AC	0-20 MA DC	60 HZ	253-TVAU-PZHF-C6
Class 0.5	AC voltage average sensing	0-150 V AC	4-20 MA DC	60 HZ	253-TVAU-PZHG-C6
Class 0.5	AC voltage average sensing	0-250 V AC	0-1 MA DC	60 HZ	253-TVAU-RSFA-C6
Class 0.5	AC voltage average sensing	0-380 V AC	4-20 MA DC	60 HZ	253-TVAU-RUHG-C6
Class 0.5	AC voltage average sensing	0-480 V AC	0-20 MA DC	60 HZ	253-TVAU-SEHF-C6

****

Voltage Transducers

True RMS Voltage – Auxiliary Powered

ACCURACY	FUNCTION	INPUT	OUTPUT	FREQ	AUXILIARY	PART NUMBER
Class 0.5	AC voltage RMS sensing	0-120 V AC	0-1 MA DC	60 HZ	120 V AC	253-TVRU-PQFA-C6-DG
Class 0.5	AC voltage RMS sensing	0-120 V AC	0-1 MA DC	60 HZ	120 V AC	253-TVRU-PQFA-C6-DG
Class 0.5	AC voltage RMS sensing	0-120 V AC	4-20 MA DC	50 HZ	24 V DC	253-TVRU-PQHG-C5-BD
Class 0.5	AC voltage RMS sensing	0-120 V AC	4-20 MA DC	60 HZ	24 V DC	253-TVRU-PQHG-C6-BD
Class 0.5	AC voltage RMS sensing	0-120 V AC	4-20 MA DC	60 HZ	120 V AC	253-TVRU-PQHG-C6-DG
Class 0.5	AC voltage RMS sensing	0-120 V AC	4-20 MA DC	60 HZ	135 V DC	253-TVRU-PQHG-C6-Z1
Class 0.5	AC voltage RMS sensing	0-120 V AC	4-20 MA DC	60 HZ	125 V DC	253-TVRU-PQHG-C6-Z2
Class 0.5	AC voltage RMS sensing	0-150 V AC	0-1 MA DC	60 HZ	120 V AC	253-TVRU-PZFA-C6-DG
Class 0.5	AC voltage RMS sensing	0-150 V AC	4-20 MA DC	60 HZ	120 V AC	253-TVRU-PZHG-C6-DG
Class 0.5	AC voltage RMS sensing	0-150 V AC	0-10 V DC	50 HZ	100-250 V AC/DC	253-TVRU-PZMS-C5-A5

Class 0.5	AC voltage RMS sensing	0-240 V AC	4-20 MA DC	60 HZ	120 V AC	253-TVRU-RRHG-C6-DG
Class 0.5	AC voltage RMS sensing	0-300 V AC	0-10 V DC	50 HZ	100-250 V AC/DC	253-TVRU-RXMS-C5-A5
Class 0.5	AC voltage RMS sensing	0-300 V AC	0-10 V DC	60 HZ	12-48 V DC	253-TVRU-RXMS-C6-A2
Class 0.5	AC voltage RMS sensing	0-300 V AC	0-10 V DC	60 HZ	100-250 V AC/DC	253-TVRU-RXMS-C6-A5
Class 0.5	AC voltage RMS sensing	0-480 V AC	4-20 MA DC	60 HZ	120 V AC	253-TVRU-SEHG-C6-DG

Frequency Transducers

Frequency Sensing - Self Powered

ACCURACY	FUNCTION	INPUT	OUTPUT	FREQ	PART NUMBER
Class 0.5	Frequency sensing	100 V AC	4-20 MA DC	55-65 HZ	253-THZU-PKHG-AN
Class 0.5	Frequency sensing	110 V AC	4-20 MA DC	45-55 HZ	253-THZU-PMHG-AG
Class 0.5	Frequency sensing	110 V AC	4-20 MA DC	55-65 HZ	253-THZU-PMHG-AN
Class 0.5	Frequency sensing	110 V AC	0-5 V DC	45-55 HZ	253-THZU-PMLR-AG
Class 0.5	Frequency sensing	115 V AC	4-20 MA DC	55-65 HZ	253-THZU-POHG-AN
Class 0.5	Frequency sensing	120 V AC	0-1 MA DC	45-55 HZ	253-THZU-PQFA-AG
Class 0.5	Frequency sensing	120 V AC	0-1 MA DC	45-65 HZ	253-THZU-PQFA-AJ
Class 0.5	Frequency sensing	120 V AC	0-1 MA DC	55-65 HZ	253-THZU-PQFA-AN
Class 0.5	Frequency sensing	120 V AC	0-20 MA DC	45-65 HZ	253-THZU-PQHF-AJ
Class 0.5	Frequency sensing	120 V AC	0-20 MA DC	55-65 HZ	253-THZU-PQHF-AN
Class 0.5	Frequency sensing	120 V AC	4-20 MA DC	45-55 HZ	253-THZU-PQHG-AG
Class 0.5	Frequency sensing	120 V AC	4-20 MA DC	45-65 HZ	253-THZU-PQHG-AJ
Class 0.5	Frequency sensing	120 V AC	4-20 MA DC	55-65 HZ	253-THZU-PQHG-AN
Class 0.5	Frequency sensing	120 V AC	0-5 V DC	55-65 HZ	253-THZU-PQLR-AN
Class 0.5	Frequency sensing	120 V AC	0-10 V DC	45-65 HZ	253-THZU-PQMS-AJ
Class 0.5	Frequency sensing	120 V AC	0-1 V DC	45-65 HZ	253-THZU-PQV1-AJ
Class 0.5	Frequency sensing	240 V AC	0-1 MA DC	55-65 HZ	253-THZU-RRFA-AN
Class 0.5	Frequency sensing	240 V AC	4-20 MA DC	55-65 HZ	253-THZU-RRHG-AN
Class 0.5	Frequency sensing	380 V AC	4-20 MA DC	45-65 HZ	253-THZU-RUHG-AJ
Class 0.5	Frequency sensing	400 V AC	4-20 MA DC	45-55 HZ	253-THZU-SCHG-AG
Class 0.5	Frequency sensing	415 V AC	4-20 MA DC	45-55 HZ	253-THZU-SBHG-AG
Class 0.5	Frequency sensing	480 V AC	0-20 MA DC	55-65 HZ	253-THZU-SEHF-AN
Class 0.5	Frequency sensing	440 V AC	0-1 MA DC	55-65 HZ	253-THZU-SHFA-AN
Class 0.5	Frequency sensing	440 V AC	4-20 MA DC	55-65 HZ	253-THZU-SHHG-AN