

Models 191, 192, 193, 194, 195

Current Transformers

Window Diameter 1.25", 1.75", 2.13", 2.50", 3.06

Application

Relaying and metering.

Terminals are brass studs No. 8-32 with one flatwasher, lockwasher and regular nut.

Features

50-400 Hz

Order mounting bracket kit 0221B00777 separately.

Insulation Level

600 Volts, 10 kV BIL full wave.

Multi-ratios available on request.



Model 194

REGULATORY AGENCY APPROVALS

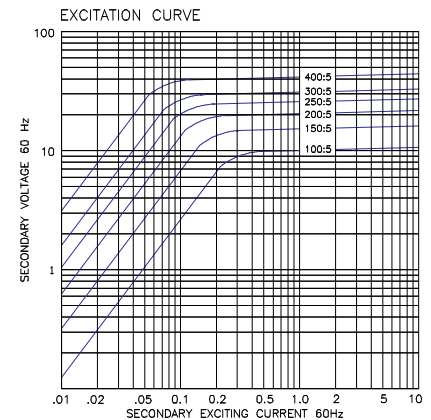


Manufactured to meet the requirements of ANSI/IEEE C57.13. Transformers comply with IEC 61689

Model 191 Window Diameter 1.25"

Approximate weight 5.50 lbs

Catalog Number	Current Ratio	Relay Class	ANSI Metering Class at 60 Hz					Secondary Winding Resistance (Ω @ 75°C)	Continuous Thermal Rating Factor	
			B0.1	B0.2	B0.5	B0.9	B1.8		@ 30°C	@ 55°C
191-101	100:5	—	0.6	0.6	2.4	4.8	—	0.034	2.0	2.0
191-151	150:5	C10	0.3	0.3	1.2	1.2	2.4	0.051	2.0	2.0
191-201	200:5	C10	0.3	0.3	0.6	1.2	2.4	0.068	2.0	2.0
191-251	250:5	C20	0.3	0.3	0.3	0.6	1.2	0.085	2.0	1.5
191-301	300:5	C20	0.3	0.3	0.3	0.3	0.6	0.126	1.5	1.33
191-401	400:5	C20	0.3	0.3	0.3	0.3	0.6	0.189	1.5	1.0



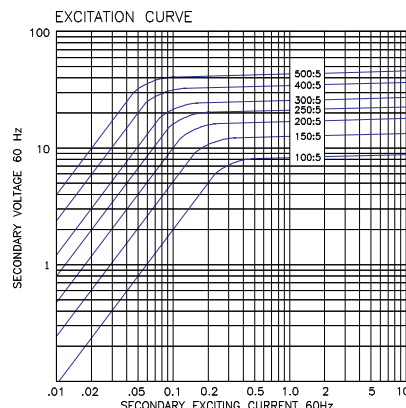
Crompton
TECHNOLOGY

Model 192 Window Diameter 1.75"

Approximate weight 4.75 lbs.

Catalog Number	Current Ratio	Relay Class	ANSI Metering Class at 60 Hz					Secondary Winding Resistance (Ω @ 75°C)	Continuous Thermal Rating Factor	
			B0.1	B0.2	B0.5	B0.9	B1.8		@ 30°C	@ 55°C
192-101	100:5 *	—	0.6	1.2	2.4	4.8	—	0.031	2.0	2.0
192-151	150:5 *	—	0.6	0.6	1.2	2.4	4.8	0.058	2.0	2.0
192-201	200:5 *	C10	0.3	0.3	0.6	1.2	2.4	0.063	2.0	1.5
192-251	250:5 *	C10	0.3	0.3	0.3	0.6	1.2	0.097	2.0	1.5
192-301	300:5 *	C10	0.3	0.3	0.3	0.6	1.2	0.131	2.0	1.33
192-401	400:5 *	C20	0.3	0.3	0.3	0.3	0.6	0.174	1.5	1.0
192-501	500:5 *	C20	0.3	0.3	0.3	0.3	0.6	0.218	1.5	1.0

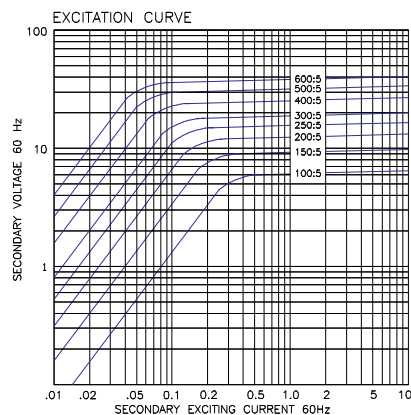
*Industry Canada Approval No. T-195



Model 193 Window Diameter 2.13"

Approximate weight 4.25 lbs

Catalog Number	Current Ratio	Relay Class	ANSI Metering Class at 60 Hz					Secondary Winding Resistance (Ω @ 75°C)	Continuous Thermal Rating Factor	
			B0.1	B0.2	B0.5	B0.9	B1.8		@ 30°C	@ 55°C
193-101	100:5	—	1.2	1.2	4.8	—	—	0.024	2.0	2.0
193-151	150:5	—	0.6	0.6	1.2	2.4	4.8	0.038	2.0	2.0
193-201	200:5	—	0.3	0.3	1.2	1.2	2.4	0.071	2.0	2.0
193-251	250:5	C10	0.3	0.3	0.6	1.2	2.4	0.072	2.0	1.5
193-301	300:5	C10	0.3	0.3	0.3	0.6	1.2	0.082	2.0	1.5
193-401	400:5	C10	0.3	0.3	0.3	0.3	0.6	0.142	1.5	1.33
193-501	500:5	C20	0.3	0.3	0.3	0.3	0.6	0.159	1.5	1.33
193-601	600:5	C20	0.3	0.3	0.3	0.3	0.6	0.191	1.5	1.0

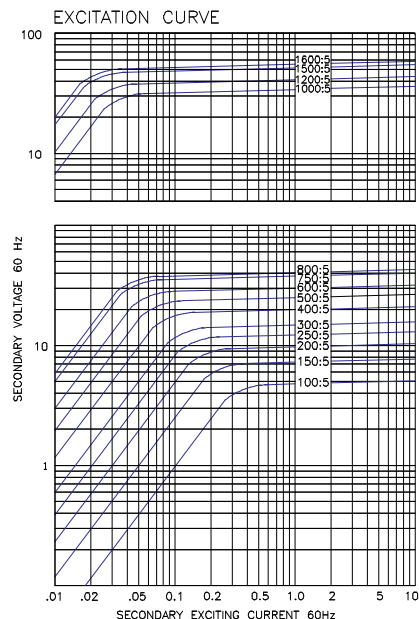


Model 194 Window Diameter 2.50"

Approximate weight 3.50 lbs

Catalog Number	Current Ratio	Relay Class	ANSI Metering Class at 60 Hz					Secondary Winding Resistance (Ω @ 75°C)	Continuous Thermal Rating Factor	
			B0.1	B0.2	B0.5	B0.9	B1.8		@ 30°C	@ 55°C
194-101	100:5	—	1.2	2.4	4.8	—	—	0.033	2.0	2.0
194-151	150:5 *	—	0.6	1.2	2.4	4.8	4.8	0.050	2.0	2.0
194-201	200:5 *	—	0.6	0.6	1.2	2.4	4.8	0.065	2.0	2.0
194-251	250:5 *	—	0.3	0.3	0.6	1.2	2.4	0.084	2.0	1.5
194-301	300:5 *	—	0.3	0.3	0.6	1.2	2.4	0.101	2.0	1.5
194-401	400:5 *	C10	0.3	0.3	0.3	0.6	1.2	0.104	2.0	1.5
194-501	500:5 *	C10	0.3	0.3	0.3	0.3	0.6	0.133	1.5	1.0
194-601	600:5 *	C10	0.3	0.3	0.3	0.6	0.6	0.180	1.5	1.0
194-751	750:5 *	C10	0.3	0.3	0.3	0.3	0.3	0.283	1.0	0.8
194-801	800:5 *	C10	0.3	0.3	0.3	0.3	0.3	0.302	1.0	0.8
194-102	1000:5 *	—	0.3	0.3	0.3	0.3	0.3	0.354	1.0	0.8
194-122	1200:5 *	—	0.3	0.3	0.3	0.3	0.3	0.425	1.0	0.8
194-152	1500:5 *	—	0.3	0.3	0.3	0.3	0.3	0.531	1.0	0.6
194-162	1600:5 *	—	0.3	0.3	0.3	0.3	0.3	0.566	0.8	0.6

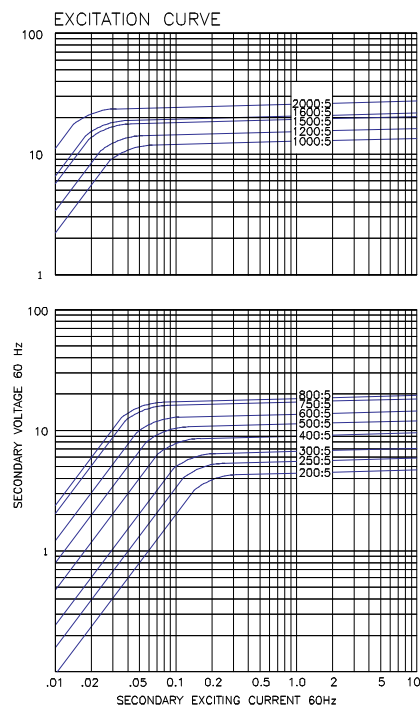
*Industry Canada Approval No. T-196



Model 195 Window Diameter 3.06"

Approximate weight 2.25 lbs.

Catalog Number	Current Ratio	ANSI Metering Class at 60 Hz					Secondary Winding Resistance (W @ 75°C)	Continuous Thermal Rating Factor	
		B0.1	B0.2	B0.5	B0.9	B1.8		@ 30°C	@ 55°C
195-201	200:5	0.6	1.2	2.4	4.8	—	0.040	2.0	2.0
195-251	250:5	0.3	0.6	1.2	2.4	4.8	0.069	2.0	2.0
195-301	300:5	0.3	0.6	1.2	2.4	2.4	0.068	2.0	2.0
195-401	400:5	0.3	0.3	0.6	1.2	2.4	0.110	2.0	1.5
195-501	500:5	0.3	0.3	0.3	0.6	1.2	0.105	2.0	1.5
195-601	600:5	0.3	0.3	0.3	0.6	1.2	0.151	1.5	1.33
195-751	750:5	0.3	0.3	0.3	0.6	0.6	0.197	1.5	1.0
195-801	800:5	0.3	0.3	0.3	0.6	0.6	0.265	1.0	0.8
195-102	1000:5	0.3	0.3	0.3	0.6	0.6	0.209	1.0	0.8
195-122	1200:5	0.3	0.3	0.3	0.3	0.6	0.301	1.0	0.6
195-152	1500:5	0.3	0.3	0.3	0.3	0.6	0.471	1.0	0.6
195-162	1600:5	0.3	0.3	0.3	0.3	0.6	0.502	1.0	0.6
195-202	2000:5	0.3	0.3	0.3	0.3	0.3	0.782	0.6	0.6



Models 191, 192, 193, 194, 195

